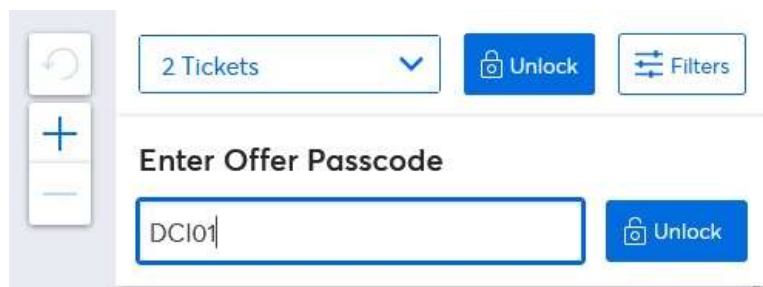


Corps Block Purchase Guide for San Antonio and World Champs

1. Go to www.ticketmaster.com using the link provided by your corps.
2. Once in the event, you will see a lock in the upper right corner of the screen.



3. Click on that icon and a field will appear asking for a passcode. Enter the password provided by your corps in the field and click Apply. (Please note that the image below is an example and not your actual password)



4. Once the code is accepted, the screen will update and you will see a variety of sections where corps block seating available in shades of blue. **Please check with your corps for the location of their seats before continuing.**




PHANTOM REGIMENT SECTIONS
World Championships Prelims (Thurs)
Sections 141, 143, 242

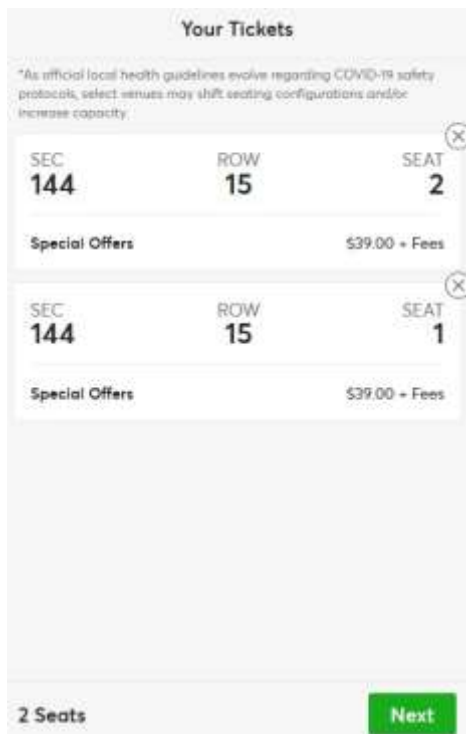
World Championships Semis (Fri)
Sections 136, 141, 142, 143, 242, 243, 442, 640

World Championships Finals (Sat)
Sections 141, 142, 143, 144, 242, 243, 343, 442, 639, 640, 641a

5. When you click on the section, it will zoom you in and select the seats in the block. Please note that the darker blue seats will be the only ones that are part of the Corps Block. If you click on any lighter blue seats, the tickets purchased will not count towards the Corps Block and reward the corps for the sale.



6. After selecting your seats, click the green “Next” button and complete the process of ordering your tickets.



Once you complete the order, Ticketmaster will send you a confirmation email that you will need access on your smartphone to have the tickets display and put in the wallet of your mobile device.

If you do not wish to put your tickets in your wallet, they will still be in your Ticketmaster account that you can access via a web browser or the Ticketmaster App on your mobile device to be scanned when you come to the stadium.

Please visit <https://www.ticketmaster.com/mobile> to download the app if you don't have it already.